

High-Quality Early Care and Education

Sources:

Buffett Early Childhood Institute

FIRST FIVE NEBRASKA

VOICES FOR CHILDREN, KIDS COUNT

NEBRASKA CHILD CARE MARKET RATE SURVEY REPORT

PRESCHOOL DEVELOPMENT GRANT PROVIDER SURVEY





Tonight

- Nebraska Statistics
 - Needs Assessment Survey Results
 - Local Data
 - Discussion
- 

Did you
know...

90% of brain growth takes
place during the first five
years of Life.



Nebraska Data

39% of NE children age 5 and younger are at risk of failing in school.

Only 10% of residents strongly believe that most young children are prepared to be successful in school when they start kindergarten.

Nebraska Data

Nebraska Data

At-risk children who DO NOT receive a high-quality early childhood education are:

- **25% more likely** to drop out of school.
- **40% more likely** to become a teen parent.
- **50% more likely** to be placed in special education.
- **60% more likely** to never attend college.
- **70% more likely** to be arrested for a violent crime.

Early Childhood Quality and Capacity Survey

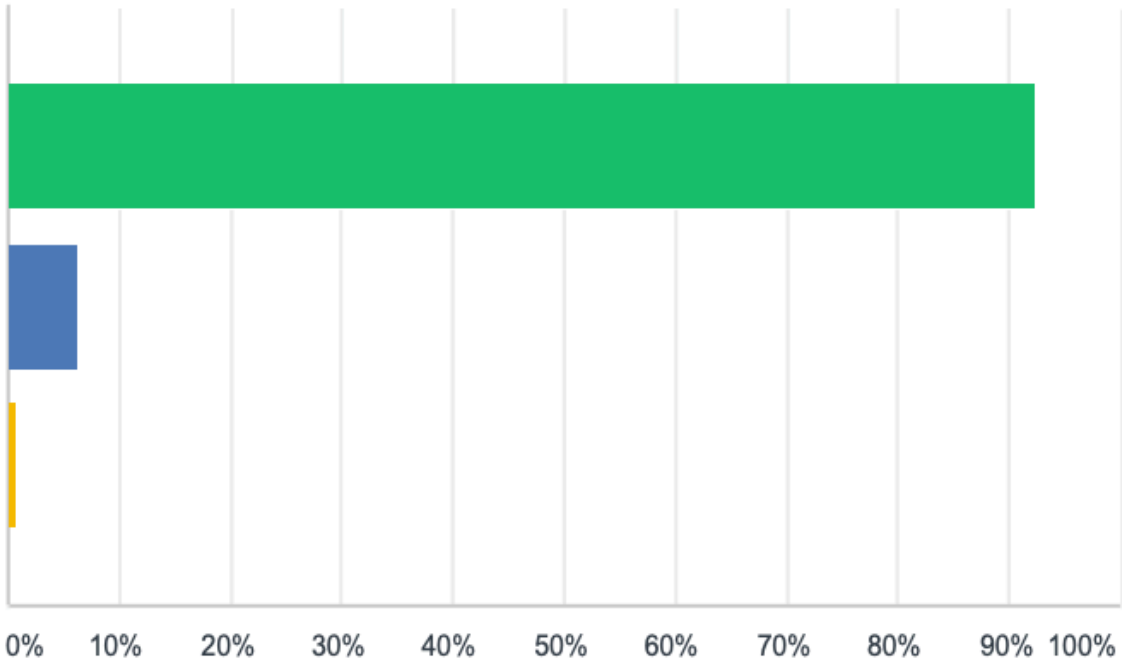
Purpose: Bring awareness and inform our community of the importance of high-quality early childcare and educational program, identify our community needs and find solutions.

Survey Window: July 18 - August 18, 2019

Total Responses: 524

Q6 How important is high-quality childcare/preschool in your community?

Answered: 465 Skipped: 59

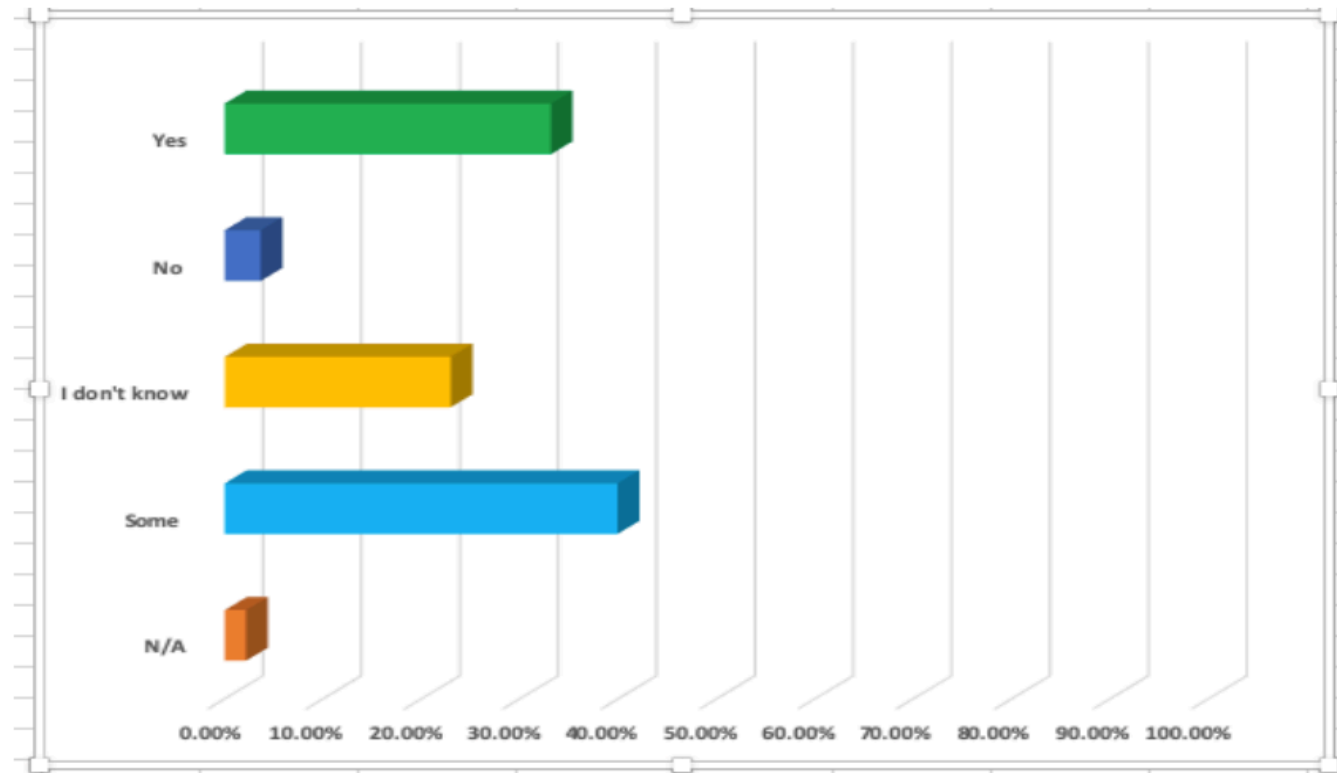


Important Sort of important Not important

	IMPORTANT	SORT OF IMPORTANT	NOT IMPORTANT	TOTAL	WEIGHTED AVERAGE
	92.04% 428	7.1% 33	0.86% 4	465	2.86 - 2.92

Q7 Do you feel the childcare/preschool that is offered in your community is high quality?

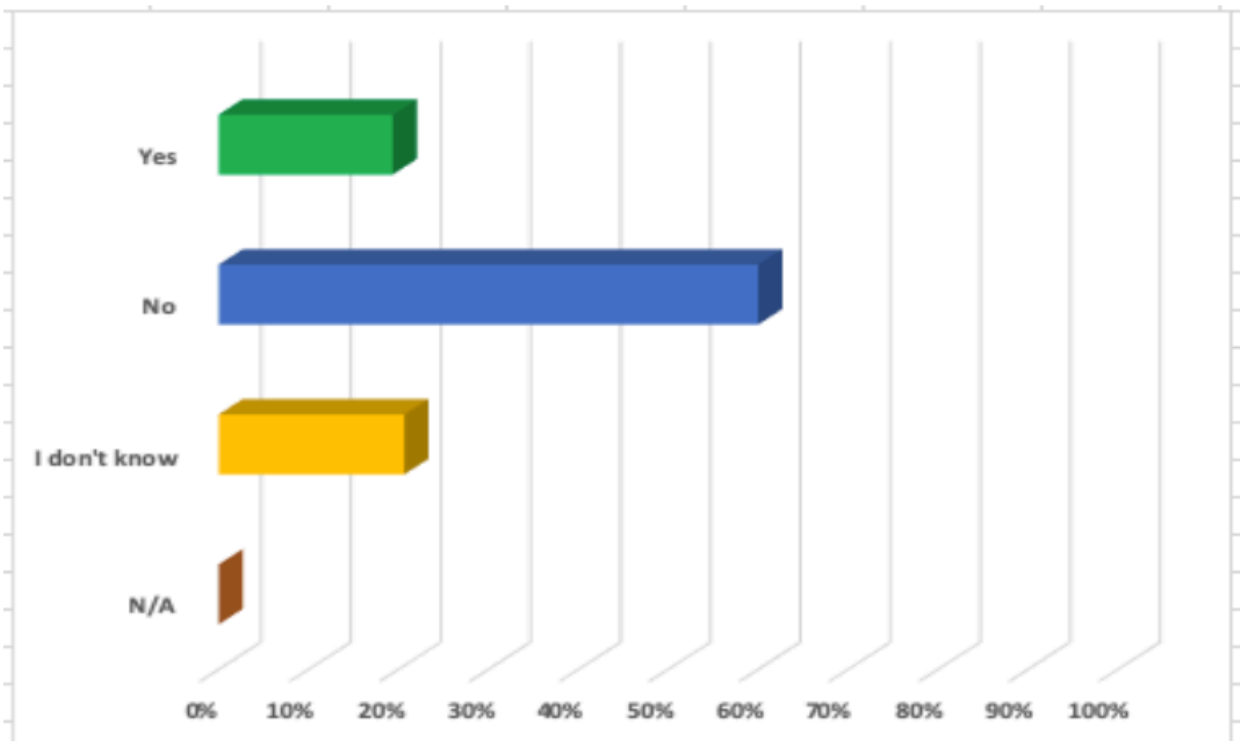
Answered: 466 Skipped: 58



ANSWER CHOICES	RESPONSES	
Yes	33.13%	146
No	3.65%	17
I don't know	22.96%	107
Some	39.91%	186
N/A	2.15%	10
TOTAL		466

Q9 Do you feel that there are enough childcare/preschool options in your community?

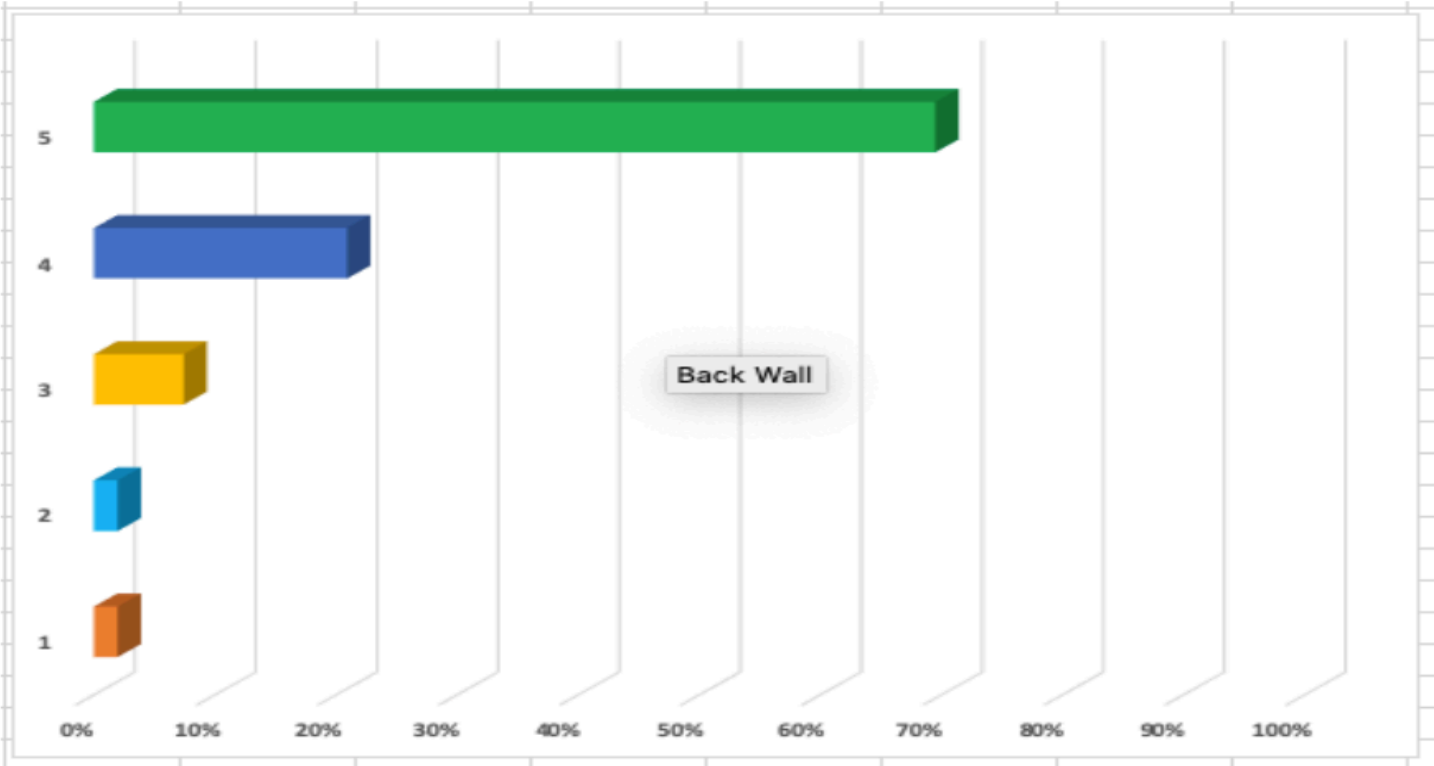
Answered: 465 Skipped: 59



ANSWER CHOICES	RESPONSES	
Yes	19.35%	90
No	60%	279
I don't know	20.65%	96
NA	0.00%	0
TOTAL		465

Q13 On a scale of one to five, five being the most important, what priority would you give to high quality childcare availability for the future growth and development of Platte County?

Answered: 459 Skipped: 65

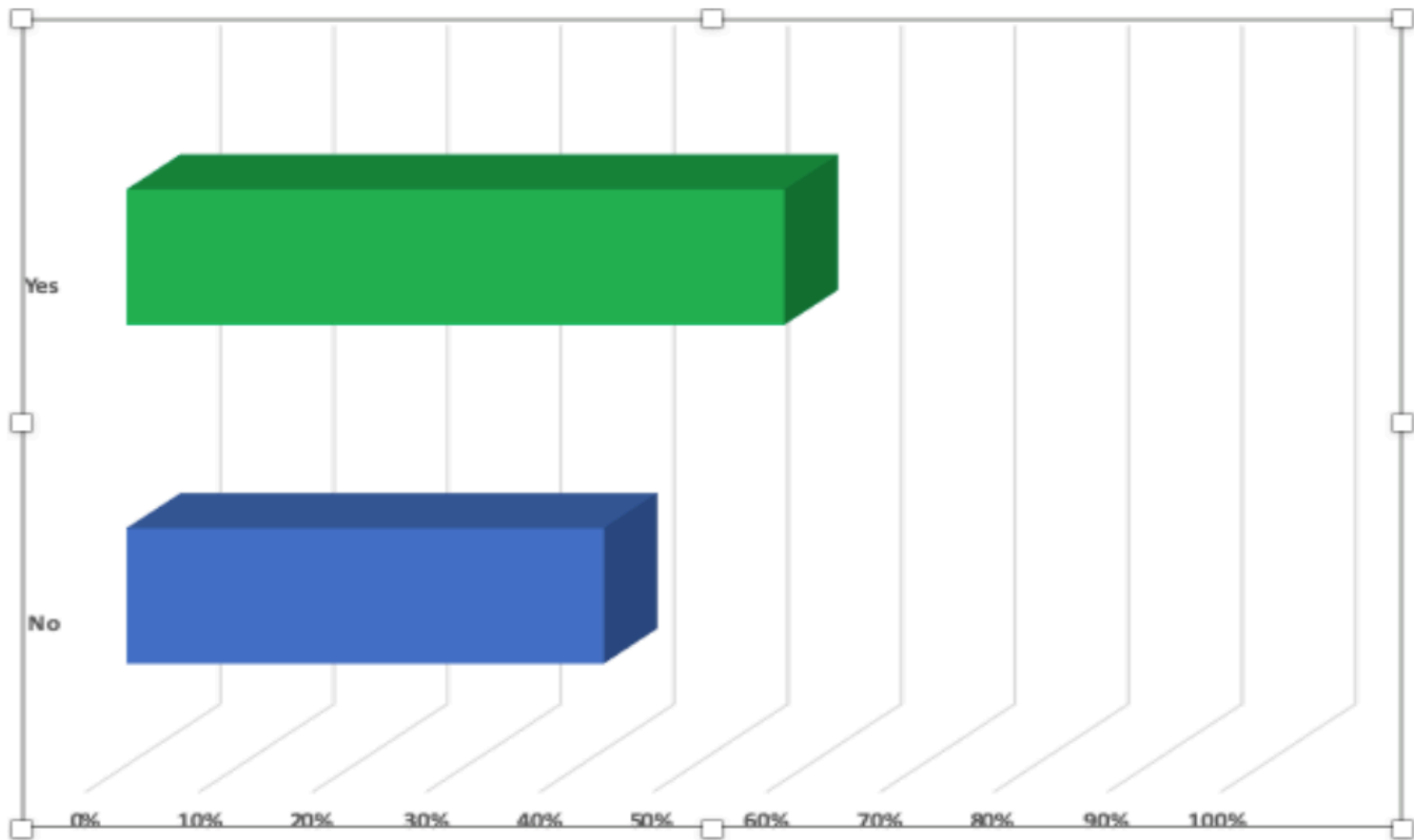


5 4 3 2 1

	5	4	3	2	1	TOTAL
	69.5%	20.5%	7.0%	1.5%	1.5%	
	319	96	29	34	9	459

Q16 Do you currently use a childcare provider?

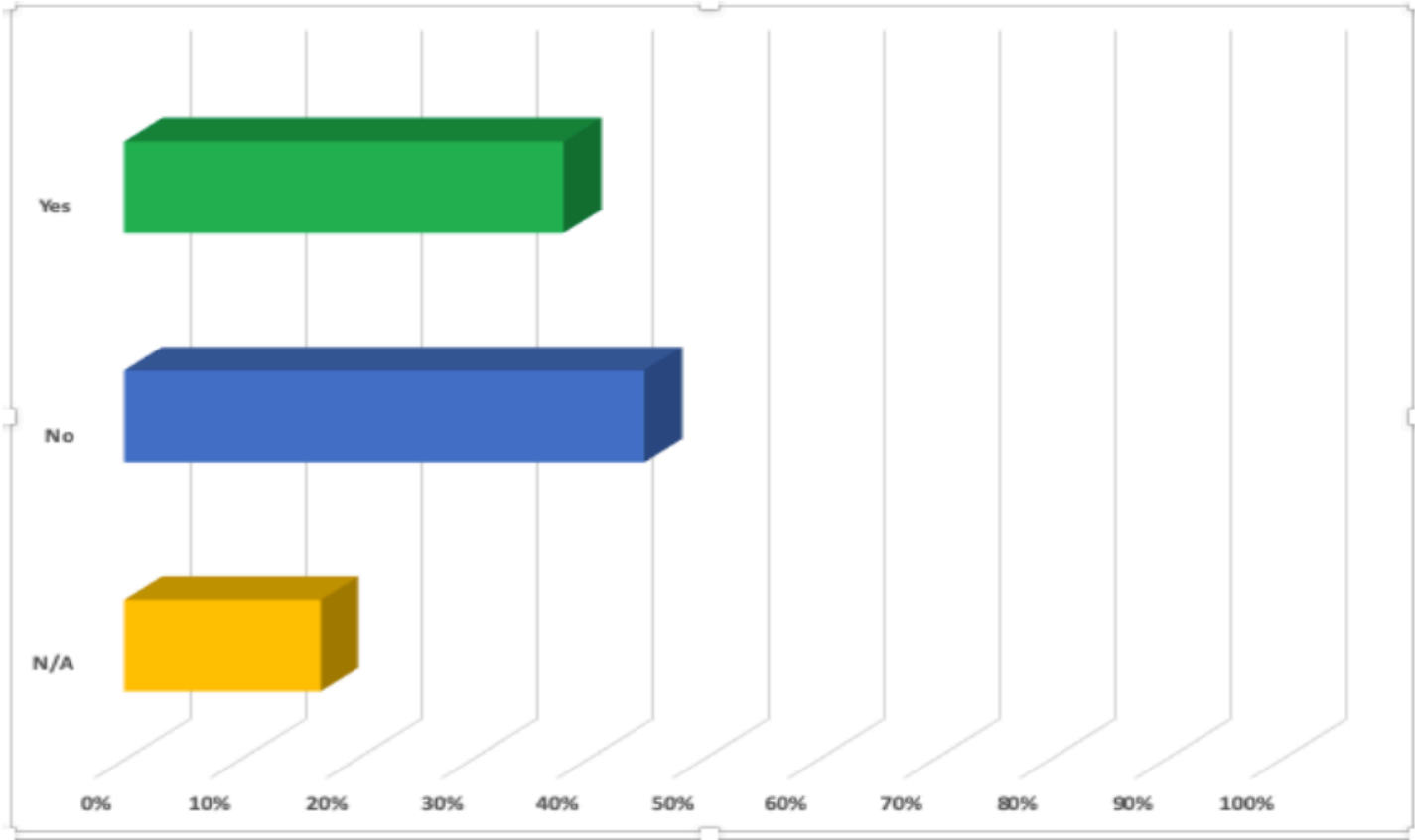
Answered: 283 Skipped: 241



ANSWER CHOICES		RESPONSES	
Yes		57.95%	164
No		42.05%	119
Total Respondents: 283			

Q25 In the last 12 months, has a lack of childcare caused you to miss work, be tardy or cause a distraction at work?

Answered: 244 Skipped: 284



ANSWER CHOICES	RESPONSES	
Yes	38%	94
No	45%	108
N/A	17%	42
Total		244



CPS Data

Additional Programs Offered

- Kindergarten Readiness
- Summer Sizzling Enrichment Program
- Summer School

CPS Preschools

- We currently have preschools at four of our five elementary schools.
- 130 students currently attend our preschools.
- We have 58 students on a waiting list.

Round Table Discussions

- If CPS pursues an early childhood education center, what programs and services does that include?
- What are our community challenges?
- Based on data, what do you think solutions should be?
- Would you support identified solutions if it does not raise tax levy?